

SOMARAKIS™

- Vacuum Pumps & Compressors -




SOMARAKIS MISSION STATEMENT

At Somarakis our mission is to provide our customers with the highest quality, most dependable, innovative and maintenance free products available - yet still maintain a competitively priced product you will be proud to own.

We understand that your business is earned, and your loyalty to Somarakis is gained only through proven performance and product reliability time after time.

Let us show you the difference we can make.





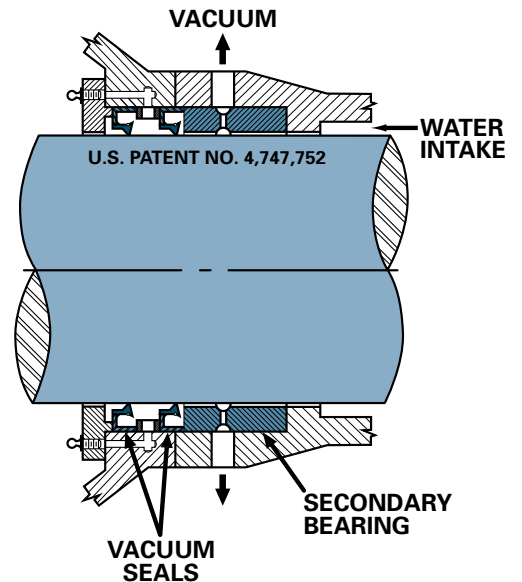
Our patented cast steel bearing housing will not crack as the result of a bearing failure or when subjected to excessive upward thrust forces present during start-up with the pump body full of water. The housing can also be rebuilt or repaired without pump disassembly.

Somarakis design improvements add years to the life of our liquid ring vacuum pumps. Many of our design features are unique to the industry.

The patented vac-seal arrangement is split to facilitate installation, and vacuum evacuated to prevent leakage of seal water.

The secondary bearing, a feature unique to Somarakis pumps, is located within the seal area to support the shaft in the event of bearing failure, and prevent rotor/cone contact.

For greater efficiency, Somarakis pumps have a shrouded pump body. This design feature permits dual vacuum service from a single pump. We also have 20-vane rotors which move air more efficiently than do 16-vane rotors.



The Somarakis Tri-Point Inlet Connection (patent pending) allows users the ultimate in connection versatility. Piping from process can be connected to the top, the left side, or the right side of the vacuum pump. And, connection sizes can be customized to suit the users specific requirements.

CHARACTERISTICS

- Single stage vacuum pumps and compressors

STANDARD CONSTRUCTION MATERIALS

- Cast iron
- Cast steel
- Stainless steel
- Titanium

OPERATION LIMITS

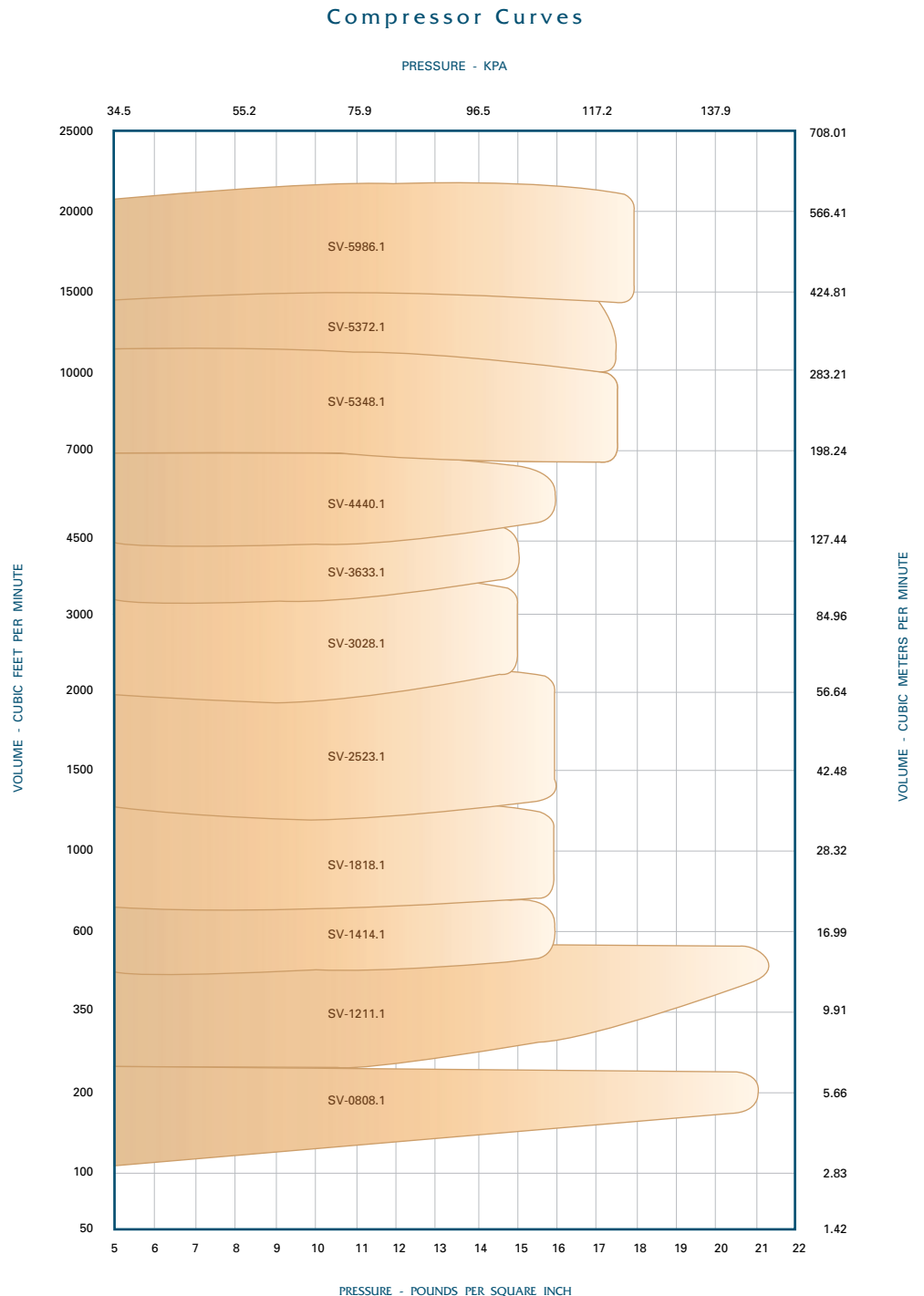
- Vacuum pumps: 1.0 to 27.5" HgV,
80 to 22,500 CFM
- Compressors 0.0 to 50 PSIG,
100 to 21,600 CFM

DESIGN

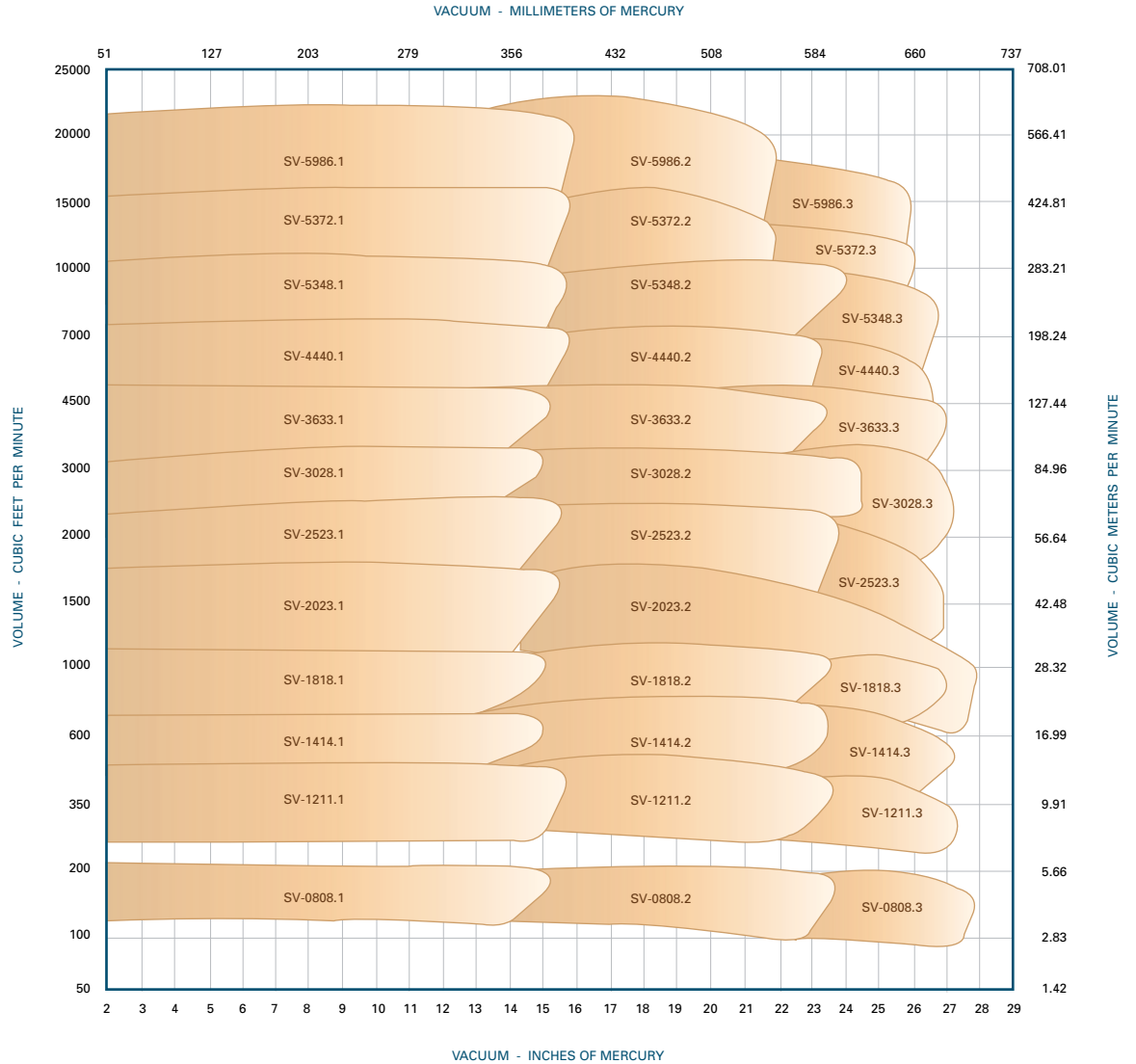
- Close coupled
- Belt driven
- Complete systems
- Recycled seal water packages

APPLICATIONS

- Pulp & paper
- Mining
- Power
- Petro-chemical
- Medical
- Food processing
- Chemical



Vacuum Pump Curves



Note: Capacities shown above are based upon industry standards of 60° F. air at 50% relative humidity, 30" HgA barometric pressure and 60° F. seal water. If air and/or water temperatures differ from standard, please consult Somarakis for proper pump selection.

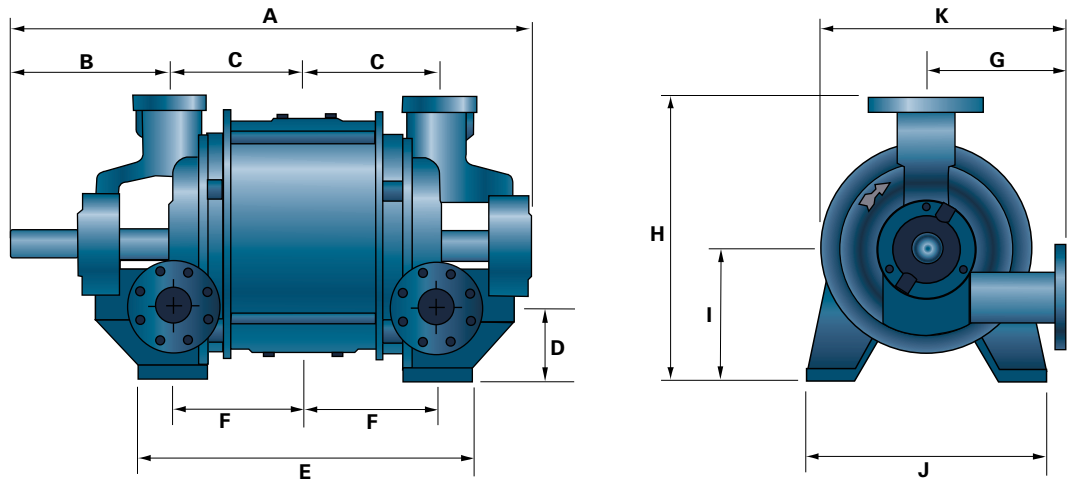


All Somarakis equipment is constructed to exacting standards, subject to scrutiny by a strict quality control program. Each pump or compressor is then thoroughly tested prior to shipment in order to ensure reliability and performance.

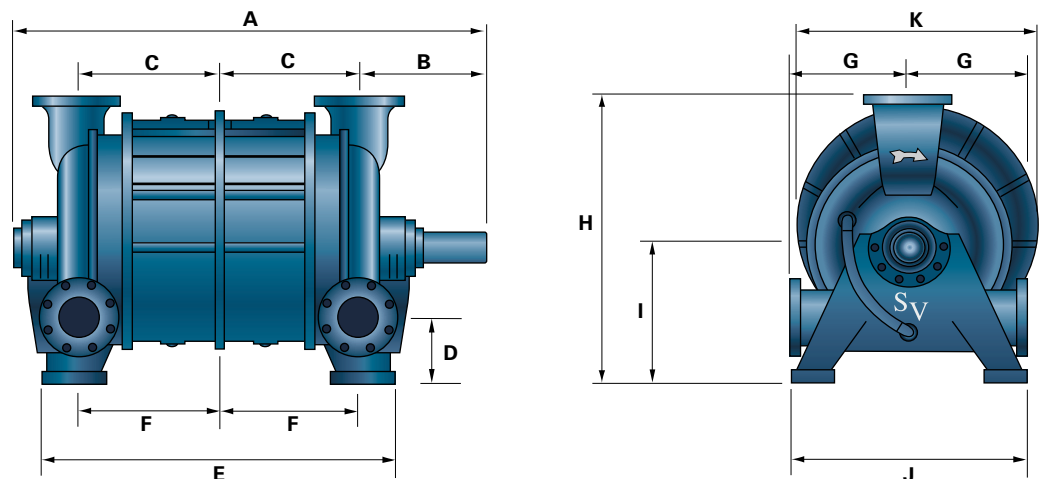
LIQUID RING VACUUM PUMPS & COMPRESSORS SV-HV



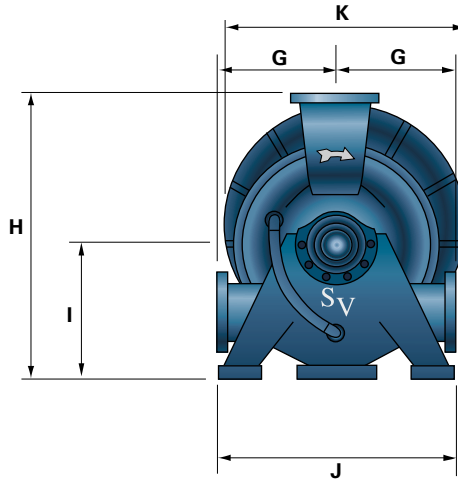
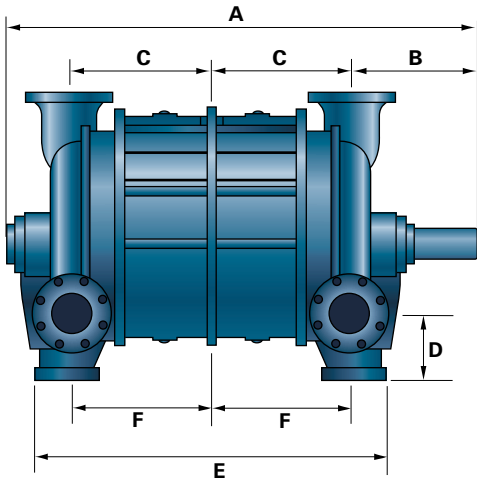
Somarakis offers a full assortment of accessories to complete your system. Complete “ready to install” skids with motors, drives and guards are available for all pump and compressor models.



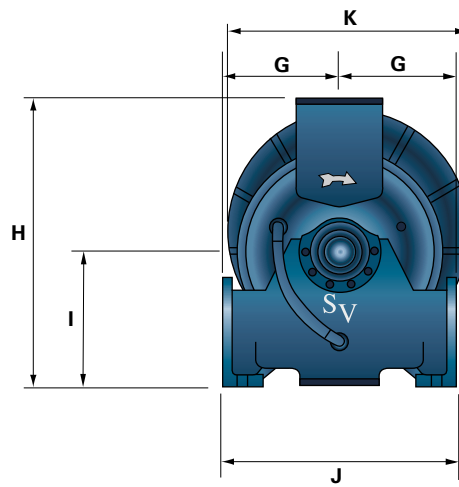
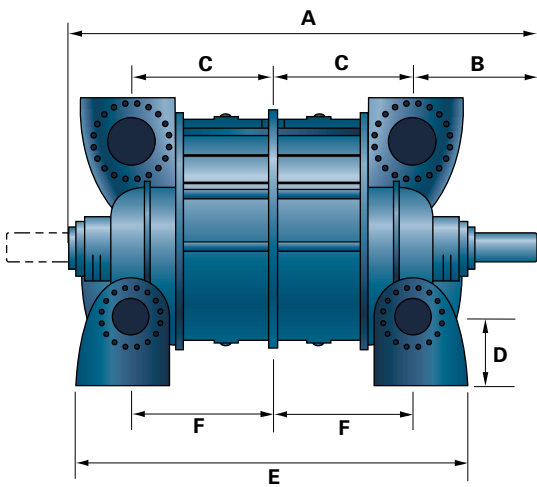
Pump Model	Inlet Connections	Discharge Connections	A	B	C	D	E	F	G	H	I	J	K
SV-0808	2-1/2	2	25.00	8.25	6.00	4.63	14.63	6.00	6.50	12.75	6.25	8.75	11.63
SV-1211	3	2-1/2	35.50	11.19	8.81	5.00	22.50	8.81	9.00	19.00	9.00	16.00	15.50
SV-1414	4	3	40.38	12.00	10.63	5.00	25.25	10.63	10.00	22.50	10.00	17.88	19.50
SV-1818	5	4	47.88	12.88	13.38	7.63	27.88	13.38	12.50	26.00	12.00	18.88	24.00
SV-2023	6	4	54.50	15.44	14.56	9.00	33.00	14.56	16.94	31.88	14.00	20.00	30.00



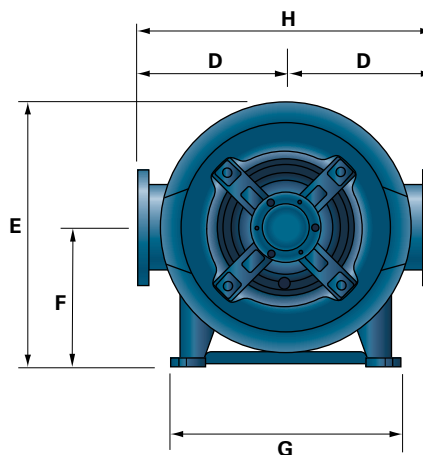
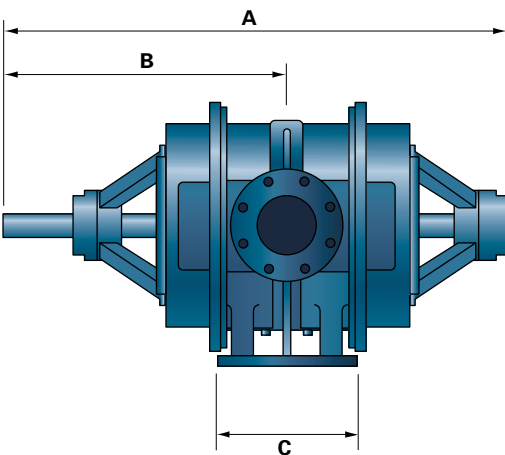
Pump Model	Inlet Connections	Discharge Connections	A	B	C	D	E	F	G	H	I	J	K
SV-2523	6	5	59.38	15.75	17.88	8.38	45.00	17.88	15.00	36.00	17.00	29.50	33.00
SV-3028	8	6	68.00	18.25	20.25	7.00	52.88	20.75	17.50	44.00	21.00	34.00	39.50



Pump Model	Inlet Connections	Discharge Connections	A	B	C	D	E	F	G	H	I	J	K
SV-3633	10	8	80.75	20.38	25.88	8.63	62.25	25.13	20.25	49.00	25.00	39.50	47.63
SV-4440	12	10	95.00	27.88	28.13	11.00	64.75	28.13	26.75	66.25	33.00	52.50	57.75
SV-5348	14	12	95.00	23.25	30.75	13.50	72.00	30.75	32.00	81.00	40.00	56.00	69.50
SV-5372	18	14	128.75	24.44	45.31	19.50	106.75	45.31	32.00	82.00	40.00	56.00	71.50



Pump Model	Inlet Connections	Discharge Connections	A	B	C	D	E	F	G	H	I	J	K
SV-5986	20	16	160.50	29.95	58.80	14.00	140.25	56.50	31.00	82.00	36.88	62.00	77.00



Pump Model	Inlet Connection	Discharge Connection	A	B	C	D	E	F	G	H
HV-7	6	6	50.25	28.38	13.88	14.75	26.00	13.50	20.50	29.50
HV-7C	6	6	50.25	28.38	13.88	14.75	26.00	14.50	20.50	29.50



*S*omarakis conducts business in a way that stresses quality, on-time delivery and an unequalled reputation for responsiveness to customer needs. Every pump or compressor we manufacture, regardless of size and construction, is performance tested prior to shipment. This ensures that we are shipping a reliable product that won't be coming back for repair, and it ensures our customers that they are receiving a pump that performs - as



it should - the very first time. We welcome the opportunity to



demonstrate this to you first hand. If we can answer any questions or be of assistance in any way, please contact your local Somarakis representative or Somarakis direct.

SOMARAKIS™

- Vacuum Pumps & Compressors -

POSTAL ADDRESS

Post Office Box 1948
Vancouver, WA 98668

MANUFACTURING PLANT

552 Hendrickson Drive
Kalama, WA 98625

REPAIR SHOP

11614 NE Highway 99
Vancouver, WA 98686

Telephone: (360) 574-6722 • Toll-Free Sales: (800) 255-7113 • FAX: (360) 574-0742

info@SOMARAKIS.com

www.SOMARAKIS.com